

4673C9

16A-1

26133
380-485-000-3319
1.0000 AC
380-485-000-1500
6.2000 AC

384.73

815.2

4572B4

15B

26111
380-485-000-1501
0.5000 AC.

380-485-000-1510

16A

TEENECO
PPL-ESMT.

1878.47(C)

1548.24(C)

15A

26117
380-485-000-1506

380-485-000-1508
14.0000 AC.

1866.37(C)

15A-1

380-485-000-1507
15.8000 AC.

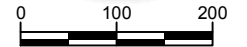
1849.61(C)

2154.69(C)

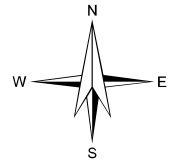
38

4672A5

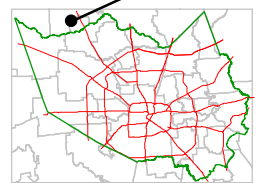
Harris County Appraisal District



PUBLICATION DATE:
5/26/2009



MAP LOCATION



FACET 4672A

1	2	3	4
5	6	7	8
9	10	11	12

4672A2