

4672C7

16

523.76(C)

884

1888.4

5

380-013-010-0500

30.0000 AC.

1888.4

4

4672C10


3

682.7

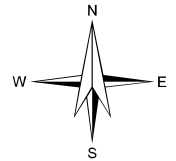
3

4671A3

# Harris County Appraisal District

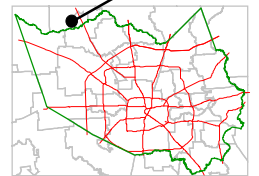


PUBLICATION DATE:  
8/13/2009



4672C12

### MAP LOCATION



## FACET 4672C

1	2	3	4
5	6	7	8
9	10	11	12