

4753A4

197-300-002-0010
3.1000 AC.

SONNET STREET

INTERNATIONAL MGMT DIST

KINGS LANDING
190-300-005
RES A
190-300-005-0020
6.1085 AC.

RES B
-0011
-0012
152.32

RES B1
-0030

RES B

190-300-005-0050
3.0817 AC.

KINGS LANDING R/P
190-300-005

KINGS LANDING
190-300-005

RES A

9446
190-300-007-0010
7.7413 AC.

ROVIDENCE SHOPPING CENTER
190-300-007

S.H. 6
S.H. 6

RES C
190-300-005-0040
3.6083 AC.

RES A

9310
197-601-000-0010
1.5000 AC.

DOVER
197-601-001
SEC. 1

ROYAL HILL DRIVE

SWANFIELD DRIVE

CHALFORD DRIVE

SWANFIELD COURT

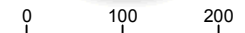
180-500-000-0189
2.7639 AC.

H.L. & P. ESMT.

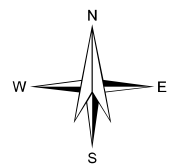
180-500-000-0186
4.3999 AC.

4753A12

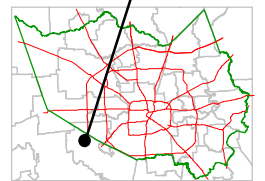
Harris County Appraisal District



PUBLICATION DATE:
5/26/2009



MAP LOCATION



FACET 4753A

1	2	3	4
5	6	7	8
9	10	11	12